

Document-Centric Automation: A Comprehensive Approach to Word, PowerPoint, and PDF Processing

Pullaiah Babu Alla

Ernst & Young LLP, Houston, USA
Email: pullaiahbabua@gmail.com

How to cite this paper: Alla, P.B. (2025) Document-Centric Automation: A Comprehensive Approach to Word, PowerPoint, and PDF Processing. *Journal of Computer and Communications*, 13, 82-101.
<https://doi.org/10.4236/jcc.2025.1310005>

Received: July 30, 2025

Accepted: October 12, 2025

Published: October 15, 2025

Copyright © 2025 by author(s) and Scientific Research Publishing Inc. This work is licensed under the Creative Commons Attribution International License (CC BY 4.0).
<http://creativecommons.org/licenses/by/4.0/>



Open Access

Abstract

The modern enterprise automation strategies now heavily rely on Robotic Process Automation (RPA) because document processing stands as a fundamental use case due to the widespread presence of semi-structured and unstructured data. This research investigates how UiPath RPA integrates document processing functions by demonstrating automation of Word, PowerPoint, and PDF documents. The paper demonstrates how UiPath connects to different document types to extract meaningful information through invoice processing as a real-world example while performing string and Regex operations for effective data utilization. The paper focuses on how UiPath handles structured and unstructured PDFs through its built-in activities, OCR techniques, Document Understanding framework, and Azure AI Document Intelligence integration. The paper delivers operational knowledge and technical instructions to RPA developers who want to establish intelligent document processing workflows in UiPath.

Keywords

Robotic Process Automation, UiPath, Document Understanding, AI, NLP, Azure AI Document Intelligence, Intelligent Document Processing (IDP)

1. Introduction

The main objective of this research is to provide a detailed tutorial-based analysis of document-centric automation through UiPath with emphasis on Word, PowerPoint, and PDF file processing. The paper follows a practical guide structure for automation developers while using an invoice extraction case study to measure efficiency gains. The research design includes detailed workflow development fol-

lowed by practical implementation and performance evaluation through operational metrics, including extraction accuracy and processing time and throughput, and error rates. The dual methodology of this work provides both an instructional framework and evidence-based insights about UiPath's effectiveness in real-world document automation scenarios.

1.1. Overview of Robotic Process Automation (RPA)

Robotic Process Automation (also known as RPA) is a game-changing technology that allows for automating tasks based on rules by simulating actions when interacting with digital systems. With RPA software bots, at work tasks like data entry, extraction, validation, and report generation can be done swiftly and accurately across applications using user interfaces or APIs. What sets RPA apart from automation is its flexibility – it doesn't necessitate modifications to the existing IT setup, making it a cost-effective and adaptable choice for businesses aiming to enhance efficiency and minimize mistakes made by humans [1].

UiPath is a RPA platform that has enhanced automation capabilities through the integration of intelligence (AI), machine learning (ML), and natural language processing (NLP). This advancement enables automation for organizations to tackle workflows involving unstructured information and decision-making across various types of datasets.

1.2. Significance of Document Processing in Enterprise Automation

Businesses rely heavily on documents for their day-to-day operations. Whether they're dealing with invoices, contracts, or emails. This data is crucial for enterprises, which often comes in structured or unstructured formats. Traditional automation methods face challenges when it comes to extracting and managing this data because of the varying formats and linguistic intricacies involved [2].

In the realm of robotic process automation (RPA), document handling plays a role by empowering bots to extract and make sense of information contained in files. This functionality opens the door to complete automation of processes from start to finish for businesses, streamlining operations, ensuring adherence to regulations, cutting down on tasks, and enhancing the precision of data. In sectors like finance, law, and procurement departments, automating document processing serves as a step toward embracing advancements.

1.3. Significance of Invoice Processing as a High-Value Use Case

Processing invoices is an illustration of automation driven by documents in accounts payable (AP). In an AP workflow scenario receives invoices are received in formats such as Word documents or scanned images, which then require validation before being inputted into ERP systems and matched against purchase orders [2]. Manual invoice processing is labor-intensive and error-prone, while also presenting challenges when it comes to scalability.

Automating the processing of invoices using UiPath RPA can significantly cut down on processing time and improve the accuracy of reporting for organizations. Furthermore, since invoices are received in different document types and formats, this scenario offers a foundation for showcasing how document processing can be done effectively using Word, PowerPoint, and PDF within UiPath. This study examines invoice processing as a real-world example to delve into the approaches and top practices in document-focused RPA.

2. Exploring Document Processing in UiPath Robotic Process Automation

UiPath's robotic process automation (RPA) tackles these obstacles by empowering robots to comprehend and respond to content found in files effectively. By incorporating AI tools such as Document Understanding and OCR engines into its system, UiPath broadens its capacity to handle a range of documents—both organized and unstructured—with greater accuracy and flexibility.

2.1. Common Document Types Handled in Automation

In business workspaces and operations settings, automation bots often engage with all kinds of documents. These may include a variety of document types. They are not restricted to any particular type.

- **Word (.docx/.doc):** Used for contracts, templates, letters, and reports.
- **PowerPoint (.pptx/.ppt):** Contains summarized financial data, sales reports, and operational metrics.
- **PDF (structured and unstructured):** The most common format for invoices, purchase orders, tax forms, and compliance documents.
- **Scanned images and hand-written forms:** Require OCR-based solutions for data extraction.
- **Emails and attachments:** Often serve as carriers of embedded documents that require further processing.

Each of these types of documents comes with its own set of challenges when it comes to organization and presentation, and accessing the information they contain calls for customized automation approaches.

2.2. Role of UiPath in Enabling Document-Centric Workflows

UiPath offers a range of tools and integrations that help with handling various types of documents as part of RPA workflows.

- **Word and PowerPoint Activities:** UiPath offers native activities to open, read, write, and manipulate content within Word and PowerPoint documents, enabling bots to extract text, navigate sections, and perform dynamic updates.
- **PDF Activities and OCR Engines:** Through built-in activities like *Read PDF Text*, *Read PDF with OCR*, and support for Tesseract and Azure OCR engines, UiPath can process both digital and image-based PDFs.
- **Document Understanding Framework:** Combines OCR, machine learning,

classification, and data extraction capabilities, allowing bots to intelligently process unstructured and semi-structured documents.

- **AI and Cloud Integrations:** UiPath integrates with Azure Form Recognizer (now Azure Document Intelligence), Google Cloud Vision, and other AI-based document intelligence services, enhancing its ability to handle complex formats and handwriting.

These tools work together to give developers the ability to create flexible workflows that can manage document formats effectively. Turning documents into organized data that is prepared for business operations seamlessly. In the sections, we will delve into how each type of document can be managed in UiPath, with invoice processing serving as an illustration.

3. Word Document Automation

3.1. Use Cases: Invoice Templates, Contract Clauses, Structured Data in Word

Microsoft Word is commonly utilized in businesses for creating and storing documents, like contracts and invoices well as meeting minutes and business correspondence. Often, these documents follow set templates that lend themselves well to automation with RPA technology.

When dealing with invoice management tasks, in businesses or companies' operations, sometimes invoices are sent in Word format by suppliers. Created within the organization through predefined templates. These files usually consist of organized segments like invoice number, date, vendor particulars, line items, total amounts, tax details, and payment conditions. Additional scenarios involve isolating terms from contracts or gathering organized data like names, sums, and identification numbers, from correspondence.

Automating the process of extracting information from Word documents can save time by minimizing data entry tasks and reducing errors while speeding up operations like updating ERP systems or starting approval processes, and archiving files efficiently.

3.2. UiPath Word Activities: Open, Read, Get Text, etc.

UiPath offers built-in assistance for working with Word documents using **UiPath.Word.Activities** package that comprises a range of functions aimed at managing and editing content in Word files effectively [3].

UiPath Native Word Activities Package (**Figure 1**): **UiPath.Word.Activities**

- **Word Application Scope:** Opens a Word document in the background or foreground and initializes the session for further operations.
- **Read Text:** Extracts the entire text content of the document.
- **Get Text:** Retrieves text from specific bookmarks, ranges, or formatted sections.
- **Replace Text:** Finds and replaces specific text patterns in the document.
- **Append Text/Insert DataTable/Add Picture:** Allows dynamic content generation or updates.

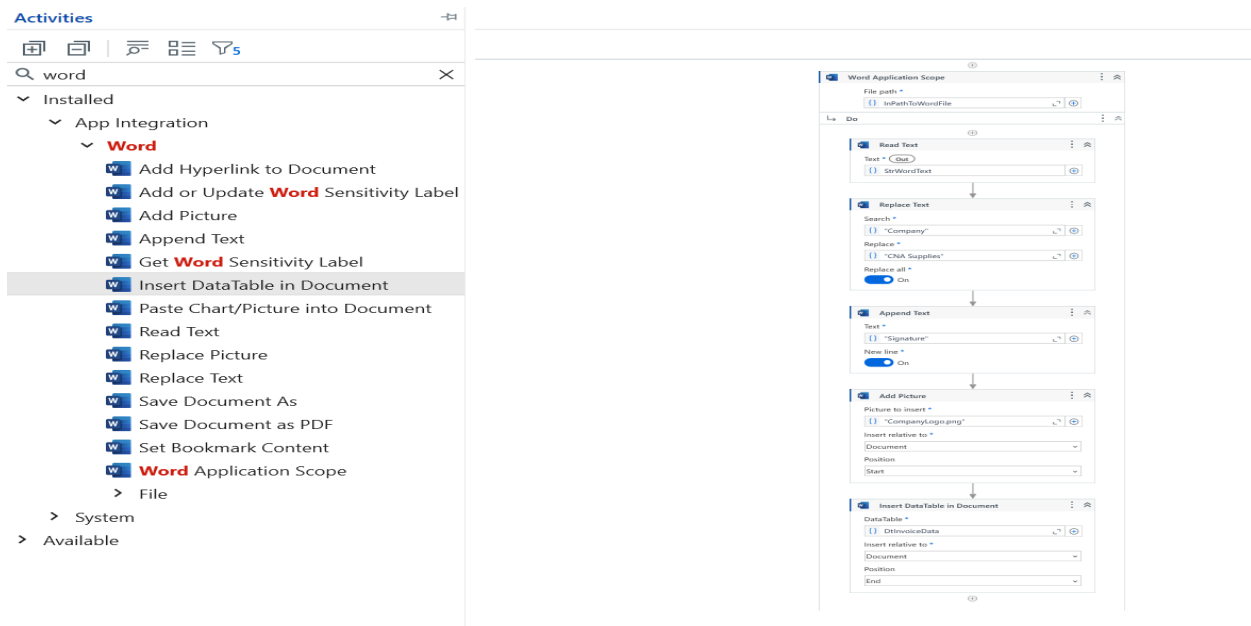


Figure 1. UiPath word activities.

The activities enable developers to automate both content extraction and modification processes within Word files, which supports data ingestion and report generation, and audit trail documentation workflows.

3.3. Retrieving Data and Using String Manipulation Techniques

After retrieving text from a Word document, it needs to be analyzed to separate and understand the information. UiPath offers methods for manipulating text strings, which can be used along with data extracted through Word functions. Typical methods include:

- **Split:** Divides a string into an array based on delimiters (e.g., newline, colon, tab).
- **Substring:** Retrieves a portion of the string based on index and length.
- **Trim:** Removes leading and trailing whitespace or specific characters.
- **Regular Expressions (Regex):** A powerful method for pattern matching and extracting complex data such as dates, invoice numbers, currency values, and email addresses.

The following Regex pattern can be used to extract an invoice number from the line “Invoice Number: INV-2025-0421”: `(?<=Invoice Number:\s*)[A-Z0-9-]+`.

By combining these methods, developers of RPA can create smart algorithms to extract important data fields dynamically from Word documents that are partially structured.

3.4. Example: Extracting Invoice Details from a Structured Word Template

Imagine a situation where a seller sends invoices in an organized Word document format that maintains a layout.

Vendor Name: CNA Supplies
 Invoice Number: INV-2025-0621
 Invoice Date: 2025-06-21
 Total Amount: \$9870.00
 Due Date: 2025-06-14

To automate data extraction using UiPath:

1) Read the Document: Use the Word Application Scope and Read Text activity to load the document content.

2) Store Text in a Variable: Save the output to a string variable, e.g., invoice Text.

3) Apply String Operations:

- ✧ Use `Regex.Match(invoiceText, "(?<=Invoice Number:\s*)[A-Z0-9-]+")`.Value to extract the invoice number.
- ✧ Use similar expressions for date and amount fields.

4) Log or Export Data: Store extracted values in a Data Table or pass them to another system (e.g., ERP or email).

By utilizing string processing techniques that are customized to the structure of the Word template, in approach ensures results and flexibility in adjusting to alterations in the document layout effectively. Further enhancements can be incorporated to address any anomalies, like data fields or irregular formatting occurrences.

This part has shown how UiPath can automate the process of reading and analyzing organized Word documents within an invoice processing system workflow setup. These methods can also be applied to manage scenarios involving Word documents, like examining contracts or ensuring compliance, and generating reports.

4. PowerPoint Document Automation

4.1. Use Cases: Extracting Billing Summaries or Product Presentation Info

Microsoft PowerPoint is commonly utilized for delivering presentations; however, it frequently includes business data in organized or partially structured forms. Slide presentations showcased during business evaluations or product unveiling updates often feature summaries of billing information, breakdowns of invoices, or details regarding product prices.

In situations concerning invoices, vendors, or partners may opt to include overviews in PowerPoint alongside invoice paperwork. Moreover, internal teams could utilize PowerPoint to convey procurement statistics, compare vendors, or detail service expenses. These slide shows typically adhere to a structure, making them suitable for automated data retrieval through RPA technology.

Automating the handling of PowerPoint presentations removes the necessity for examination of slide decks to extract information, which aids in quicker decision-making and more efficient operations.

4.2. UiPath Methods for PPT Handling via PowerPoint Application Scope and Custom Code

In contrast to Word or PDF documents, functionality in UiPath software robots is limited in terms of built-in features, and PowerPoint automation tasks are not as extensive. However, achieving automation in PowerPoint can still be done using two methods [4].

4.2.1. PowerPoint Application Scope (via COM Interop)

One common approach is to utilize COM-based interop automation by utilizing Invoke Code or Invoke VBA activities, for integration tasks, within Microsoft Office Interop libraries that allow developers to interact programmatically with slides and textual elements.

Example using Invoke Code (VB.NET or C#) within UiPath:

- Open the PowerPoint application instance.
- Loop through each slide.
- Extract text from Shapes on each slide.

You can also utilize PowerShell scripts or .NET libraries (via UiPath.Excel.Activities or UiPath.System.Activities) along with Start Process and Invoke Code to achieve the desired outcome.

4.2.2. Custom Activities or External Integration

To create solutions, in UiPath software, robots can be enhanced by incorporating tailored **C# libraries** or **Python scripts**, as well as **third-party tools** like **OpenXML SDK** and **Aspose.Slides** for automated PowerPoint file handling tasks through functions such as **Invoke Python** or **Call External Code** activities.

Creating custom scripts may be necessary for this task; however, it allows for expandable methods to extract information from intricate presentations.

4.3. Retrieving Text from Slides and Processing It Using String Operations

After extracting the text from PowerPoint slides using either interop automation or third-party libraries, it is presented as a string or a set of strings. This information usually includes line breaks, bullet points, and tabular formats arranged using text boxes or tables.

UiPath provides methods for manipulating strings to extract information such as totals and billing details. Similar to the string manipulation techniques commonly seen in Word automation tasks.

- **Split by line breaks or bullet characters** to distinguish lines of text.
- **Substring** to the values from identified regions, such as those following terms, like “Total Amount;”
- **Regex** to expressions to find currency amounts, dates, or particular labels in the text.

These methods prove helpful when slides adhere to a template or naming format.

4.4. Example: Extracting Line Items or Financial Summaries from Slide Decks

When a vendor submits their materials, they often include a PowerPoint presentation that features a slide providing an overview of the invoice line items.

Slide Title: Q3 Billing Summary

Service	Units	Rate	Total
Hosting	100	\$50	\$5000
Support	50	\$40	\$2000
Total			\$7000

To automate the extraction:

1) Open Presentation: Initiate Invoke Code or a custom script to open the .pptx file and iterate through slides.

2) Extract Text: Loop through each shape or table to extract text content.

3) Parse Output: Convert the raw text into a structured format using:

- ✧ Split (Environment.NewLine) for lines.
- ✧ Regex.Matches() to identify currency values.
- ✧ Data Table population for storing service descriptions and totals.

4) Integrate with Workflow: Pass extracted data to Excel, database, or ERP systems for reconciliation.

This automated process offers a benefit by allowing invoice information from presentation slides to be accessed and handled programmatically, eliminating the need for human involvement.

In today's business landscape and client interactions, it's becoming more frequent to see invoices and billing presentations created in PowerPoint software. By utilizing UiPath to automate this task, with built-in functionality, we showcase how tailored coding and logical string manipulation can expand the capabilities of robotic process automation (RPA) tools to handle unconventional yet essential document formats.

5. PDF Document Automation

5.1. Different Types of PDFs: Structured vs. Unstructured

The enterprise ecosystem relies heavily on PDF (Portable Document Format) as one of its most common document types, especially in finance, procurement, legal, and compliance domains. PDF files are widely used for invoices, purchase orders, receipts, contracts, and other official communications. Not all PDF files are processed in the same way.

- **Structured PDFs:** These are digital PDFs generated from applications like ERP systems, accounting tools, or word processors. The text in these files is digitally embedded and can be directly selected and copied. These files are ideal for automation due to their predictable layout and accessible data.

- **Unstructured or Scanned PDFs:** These are image-based PDFs, often created through scanning physical documents. The text in such files is embedded as raster images and cannot be directly accessed without Optical Character Recognition (OCR). These pose significant challenges in automation due to format variability and visual artifacts like skew, noise, or handwritten annotations.

Knowing the kind of PDF is important to choose the method for extracting and processing in UiPath.

5.2. Techniques for PDF Processing in UiPath

UiPath provides methods for extracting and handling data from PDF files that are tailored to the types of document formats and the quality of content within them.

5.2.1. Read PDF Text

This activity uses native text extraction methods and works only with structured (digital) PDFs. It reads the full textual content of the file as a single string, preserving line breaks and formatting to a limited extent (Figure 2). This method is fast and accurate when dealing with standard fonts and layouts [5].

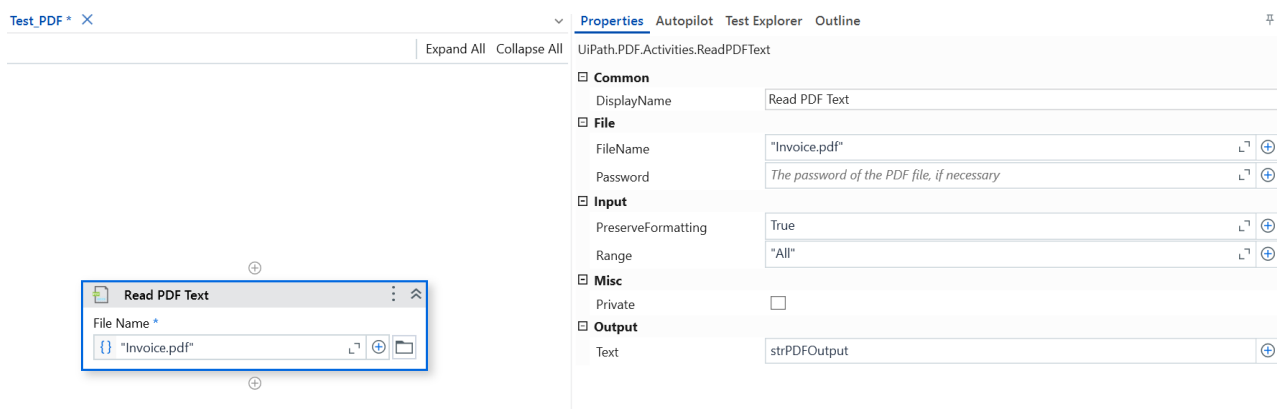


Figure 2. UiPath Read PDF Text activity with its properties defined.

UiPath Native PDF Activities Package: **UiPath.PDF.Activities**

Use case: Extracting invoice metadata such as invoice number, dates, and amounts from PDFs generated by billing systems.

5.2.2. Read PDF with OCR

The method employs OCR engines, including Tesseract and Microsoft OCR, and Google OCR, to extract text from image-based or scanned PDFs (Figure 3). The method provides essential functionality for processing unstructured or legacy documents, although it operates at a slower pace with reduced accuracy compared to native text extraction [5].

UiPath Native PDF Activities Package: **UiPath.PDF.Activities, UiPath.OCR.Activities**

Use Case: Processing scanned versions of paper invoices obtained through email or digitized archives.

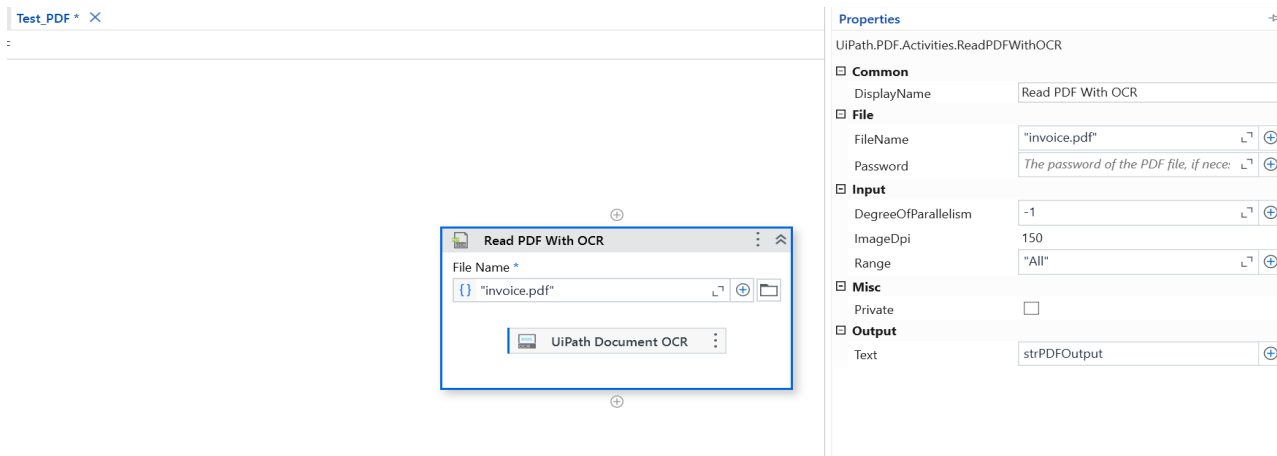


Figure 3. UiPath Read PDF with OCR activity with its properties defined.

5.2.3. UiPath Document Understanding

UiPath’s Document Understanding is its intelligent document processing (IDP) framework for document processing [6]. The system uses OCR technology with machine learning algorithms and data classification and extraction models to handle both structured and unstructured documents (Figure 4).

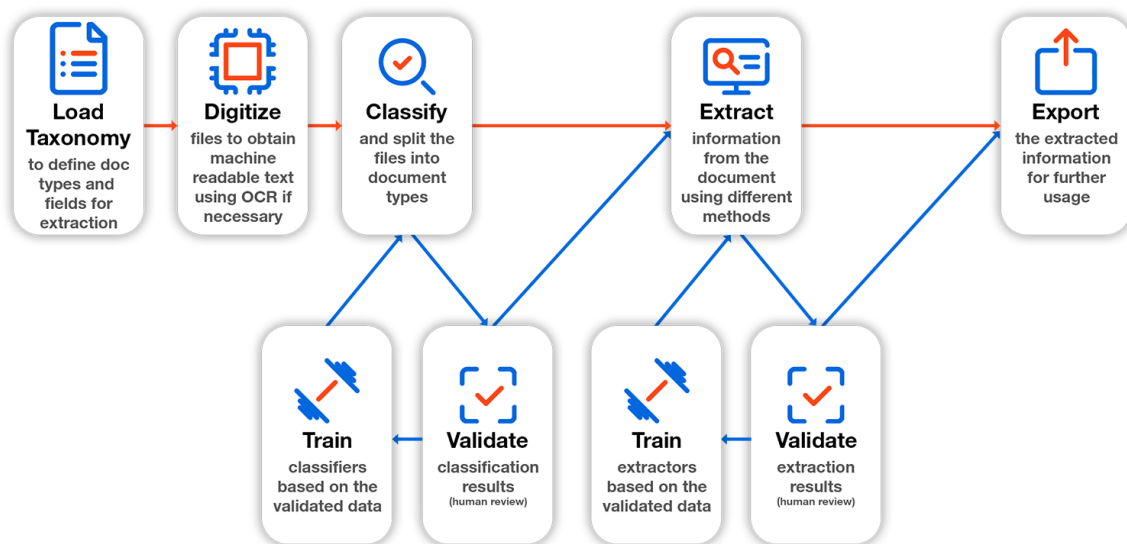


Figure 4. Document Understanding Architecture diagram. [6]

- **Digitization:** involves transforming scanned images into text that can be read by machines through Optical Character Recognition (OCR).
- **Classification:** involves determining the nature of the document (e.g., invoice, receipt, form).
- **Data Extraction:** employs pre-trained or custom ML models to extract information, including invoice numbers and vendor identities, and tax identification numbers.
- **Validation Station:** serves as an optional human-in-the-loop interface for ver-

ifying extracted data.

Document Understanding is very adaptable. Can be taught to manage differences in invoice layouts from suppliers and regions.

5.3. Azure AI Document Intelligence

UiPath also allows you to connect with AI-driven document processing services, like Microsoft Azure AI Document Intelligence (previously known as Azure Form Recognizer). This online platform makes it possible to automatically extract information from documents such as forms and invoices by leveraging AI algorithms [7].

Azure AI Document Intelligence provides services like Prebuilt and Custom models (Figure 5).

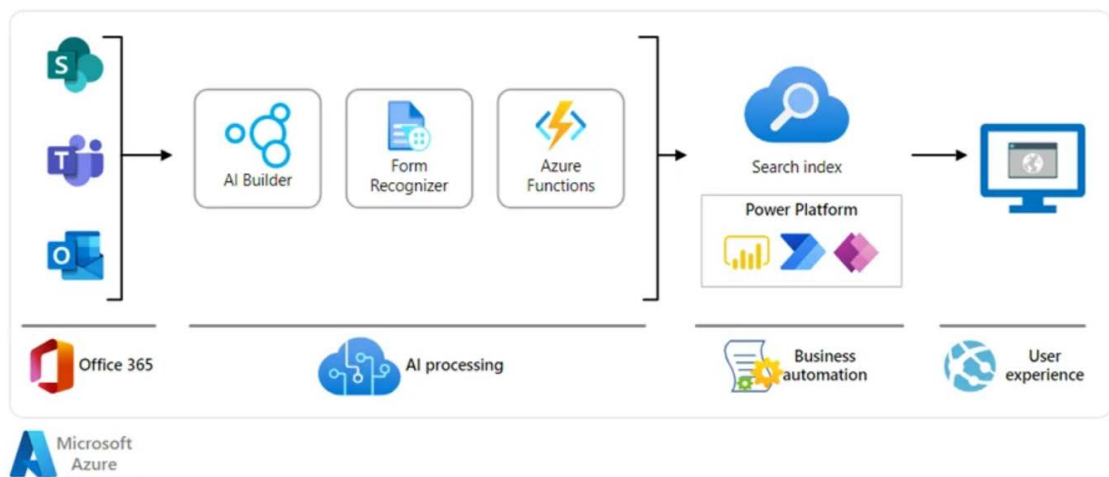


Figure 5. Azure AI document intelligent automation solution architecture [7].

- **Prebuilt** models enable you to add intelligent document processing to your apps and flows without having to train and build your models.
- **Custom models** are trained using your labeled datasets to extract distinct data from forms and documents, specific to your use cases. Standalone custom models can be combined to create composed models.
- **Custom classification models:** Custom classifiers identify document types before invoking an extraction model.

Integration steps include:

- 1) **Upload PDF to Azure Blob Storage or via API.**
- 2) **Call Azure Document Intelligence using HTTP Request activity or UiPath Connector.**
- 3) **Parse the returned JSON response**, which contains field-level data such as invoice Total, due date, vendor name, etc.
- 4) **Use extracted data** in the downstream RPA workflow.
- 5) Azure Document Intelligence offers pre-built models for common documents (e.g., invoices, receipts) and custom models that can be trained using a small dataset of labeled examples. This approach is particularly useful for enter-

prises requiring scalability, accuracy, and multilingual support in their document processing pipelines.

5.4. When to Choose between Approaches and How They Compare

Technique	Document Type	Accuracy	Setup Effort	Best Use Case
Read PDF Text	Structured	High	Low	Native PDFs (e.g., system-generated invoices)
Read PDF with OCR	Unstructured /Scanned	Medium	Low	Simple scanned documents with fixed layouts
Document Understanding	Mixed /Complex	High (with training)	Medium to High	Variable invoice formats, multiple vendors
Azure Document Intelligence	Mixed /Complex	Very High	Medium	Scalable, cloud-based processing for enterprise

Key considerations:

- **Read PDF Text** provides the fastest and most reliable method to extract data from original PDF files.
- When working with older scanned or image-only documents, **OCR** methods should be used.
- When dealing with semi-structured or highly variable documents and when accuracy and scalability are critical, use **Document Understanding** or **Azure Document Intelligence**.

5.5. Example: Processing Scanned vs. Native Invoice PDFs

Take a look at two invoices from the same supplier.

- **Invoice A** is a PDF created directly from the accounting software used by the vendor.
- **Invoice B** is a scanned version of a paper invoice that was emailed to you.

Processing Invoice A (Native PDF)

- 1) Use **Read PDF Text** to extract content into a string variable.
- 2) Apply **Regex** or string functions to extract:
 - ✧ Invoice Number: (?<=Invoice Number:\s*)[A-Z0-9-]+
 - ✧ Total Amount: (?<=Total Amount:\s*\\$)[\d,]+(\.\d{2})?

Processing Invoice B (Scanned PDF)

- 1) Use **Read PDF with OCR** with a high-accuracy OCR engine (e.g., Google OCR).
- 2) If OCR output is noisy, pass it through **UiPath Document Understanding** with a pre-trained invoice model.
- 3) Validate extracted fields (optional) and log results for review.

You also have the option to send both bills through Azure Document Intelligence for processing, in the cloud with accuracy, for all types of documents.

Automating PDF document management plays a role in the evolution of industries with heavy documentation needs. UiPath provides a solution that includes text extraction and cloud integration powered by AI technology. This enables automation of invoice processing for both unstructured documents. Enterprises can optimize their workflow by selecting the approach tailored to each document type, resulting in quicker processing times with accuracy and reduced manual workload.

6. End-to-End Invoice Processing Workflow

6.1. Combining Word, PowerPoint, and PDF Processing in a Unified RPA Flow

In real life business situations details related to invoices are not always limited to one document format. An entire invoice package might include:

- **Word documents** outlining contract terms or service descriptions.
- **PowerPoint presentations** summarizing product deliverables or billing breakdowns.
- **PDF invoices**, either structured or scanned, serve as the formal billing record.

To efficiently automate types of processing tasks simultaneously, in a unified workflow, for **Robotic Process Automation (RPA)** that can intelligently manage all formats seamlessly is required. UiPath offers a platform to coordinate this process using workflows, reusable components, and intelligent frameworks for handling documents effectively.

A process flow starts by recognizing and categorizing documents and then implementing specific data extraction methods based on each document type. The collected information is later **standardized and combined into a data structure** for verification purposes or use in analysis or system enhancements.

6.2. Data Extraction, Normalization, and Decision-Making

The heart of the invoice automation process consists of three stages.

6.2.1. Data Extraction

Each type of document undergoes processing based on the features offered by UiPath:

- **Word:** Extract the text by using the Read Text feature or custom logic to retrieve service details or payment clauses from the document's content.
- **PowerPoint:** Extract information by employing custom scripts or interop automation to access summaries or details of product lines
- **PDF:** To extract invoice metadata and tabular data from a PDF document, you can utilize features like Read PDF Text, Read PDF with OCR, Document Understanding, or Azure Document Intelligence.

6.2.2. Data Normalization

Incorporating normalization rules is crucial, due to the varying terms and structures used in documents, such as "Invoice Amount" and "Total Due."

- Implement dictionaries or Lookup tables to match field names with a standard schema.
- Standardize all currency amounts and dates to a format.
- Save the organized data in a Data Table or JSON format for integration.

6.2.3. Decision-Making

Once the data is organized appropriately. The next step involves implementing decision rules.

- **Business Rules:** Whenever the invoice total exceeds \$10,000, it necessitates approval from the finance department.
- **Compliance Checks:** Checking for compliance by verifying tax identification numbers (TINs), purchase order (PO) details, or contractual terms.
- **Duplicate Detection:** Compare the extracted invoice number to the recorded data for any matches.

The results of making a decision lead to tasks being carried out afterward, like updating databases or sending emails and system notifications (such as SAP or Oracle).

6.3. Sample Automation Architecture

Here is an overview of the architecture for processing invoices end-to-end using UiPath.

1) Ingestion Layer

- **Triggers:** Folder monitoring, email listener, or manual upload in Orchestrator.
- **File Classification:** Identify the type of file by checking the file extension or using a Document Understanding Classifier.

2) Document Processing Layer

- **Word Processor:** UiPath Word Activities.
- **PPT Processor:** Custom Interop or Python integration.
- **PDF Processor:**
 - ◇ Structured: Read PDF Text.
 - ◇ Scanned: Read PDF with OCR.
 - ◇ Complex: Document Understanding or Azure Document Intelligence.

3) Extraction & Normalization Engine

- Parse text and apply string functions (Regex, Split, Substring).
- Normalize field names and formats.
- Create a unified data structure.

4) Validation & Decision Layer

- Cross-field checks (e.g., date validity, totals matching line items).
- Business rule evaluation.
- Human-in-the-loop (Validation Station) if confidence < threshold.

5) Output Integration Layer

- Write to Excel, update the database, or post to ERP.
- Generate logs and status reports.
- Trigger alerts for exceptions or approvals.

6.4. Error Handling and Exception Management

To guarantee durability and trackability in enterprise-grade automation, it's crucial to have error management systems in place.

Types of Errors

- **Document Parsing Errors:** Corrupted or password-protected files.
- **Data Extraction Errors:** Absence of anticipated formats or inaccuracies in OCR translation.
- **Business Rule Violations:** Incomplete or mismatched invoice information.
- **System Failures:** API errors and struggles with accessing files or timeouts can cause disruptions.

Handling Mechanisms

- **Try-Catch Blocks:** Wrapping high-risk activities with recovery logic is advisable when using try-catch blocks.
- **Logging and Alerts:** Utilize log messages and alert mechanisms, such as sending emails or creating dashboards, to capture and communicate error notifications effectively.
- **Retries and Fallbacks:** Retry using an OCR engine if needed and switch to backup extraction models as fallback options.
- **Validation Station:** Route low-confidence extractions to human review.
- **Transaction Logging:** Keep track of all transactions by creating audit trails for each document processed using Queue Items or structured logs.

Maintaining error handling is crucial for ensuring the reliability of automation systems and adhering to financial and operational audit requirements.

The end-to-end invoice automation workflow built with UiPath demonstrates how traditional RPA merges with intelligent document processing and enterprise integration capabilities. The integration of Word, PowerPoint, and PDF document processing into a single workflow enables businesses to reduce manual work while shortening cycle times and decreasing errors, which results in faster and more accurate financial operations.

6.5. Estimated Results

Metric	Before Automation	After Automation (UiPath Workflow)	Improvement
Extraction Accuracy	N/A (manual entry)	92.6% (average field-level accuracy)	High accuracy with minimal validation
Processing Time	4 - 6 minutes per invoice	25 - 35 seconds per invoice	~85% time reduction
Throughput	10 - 15 invoices per hour	Up to 120 invoices per hour	~8 - 12x increase in speed
Error Rate	~6% - 10% (human errors, omissions)	2% - 3% (low-confidence OCR or format issues)	Significant error reduction

7. Best Practices and Challenges

Enterprises that use Robotic Process Automation (RPA) for document-intensive workflows like invoice processing need to follow best practices that guarantee scalability and accuracy, and long-term sustainability. Practitioners need to understand the built-in challenges that appear when working with different document formats and unstructured data, and real-world variations.

7.1. Managing Unstructured Data Variability

The main difficulty in document automation stems from inconsistent & variable information presentation, especially when dealing with unstructured or semi-structured data formats.

Challenges

- Vendor invoices present different layouts and use various terms and arrange their fields in different ways.
- PowerPoint and Word files contain relevant data through narrative text and inconsistent structural elements.
- The quality of scanned PDFs containing handwriting and stamps, and low-quality images negatively affects OCR performance.

Best Practices

- **Template Libraries:** a library of known document templates that should be updated regularly with new vendor-specific variations.
- **AI/ML Models:** Utilize machine learning capabilities in UiPath Document Understanding or Azure Document Intelligence to adaptively recognize and extract data from diverse formats [8].
- **Preprocessing Techniques:** Enhance OCR output by applying image preprocessing techniques such as deskewing, denoising, and contrast adjustments.

Organizations should design workflows that handle variability to achieve better reliability and minimize manual work in template-specific exception handling.

7.2. Ensuring Data Accuracy and Validation

The quality of data stands as a fundamental measurement for financial operations, which include invoice processing. The process of extracting data incorrectly results in duplicate payments and compliance violations, and financial losses.

Challenges

- The OCR system has a problem with character recognition because it can confuse “0” with “O” and “1” with “I” in scanned documents.
- The incorrect field mapping can result in wrong associations (e.g., extracting the due date as the invoice date).
- The automated pipelines may not detect business logic violations (e.g., missing tax ID, mismatched totals).

Best Practices

- **Confidence Scoring:** Use extraction confidence thresholds to flag low-confidence fields for human review.

- **Validation Station:** Use UiPath's Validation Station to insert human review for ambiguous or critical data.
- **Business Rule Validators:** Use conditional checks (e.g., field is not null, totals match sum of line items, invoice date < due date) to build robust validation logic.
- **Audit Logs and Snapshots:** Keep detailed logs of raw input and extracted fields for traceability and compliance audits.

Businesses can preserve high-quality data standards in high-throughput environments through the combination of automation with validation safeguards.

7.3. Scaling Automation with Intelligent Document Processing Tools

The growth of organizations leads to increased document volumes and different types of documents. RPA needs architectural and operational planning for successful expansion beyond pilot projects.

Challenges

- The system needs to maintain performance levels when handling large document volumes.
- The system must handle different document templates and languages, and document types that exist across various geographic locations.
- The system needs to connect with enterprise systems, including ERP and CRM, for complete end-to-end automation.

Best Practices

- **Modular Design:** The system should use modular design to build reusable components that function dynamically according to document types and processing rules.
- **Queue-Based Orchestration:** The implementation of UiPath Orchestrator Queues for queue-based orchestration enables parallel execution and better load management by decoupling ingestion from processing and output.
- **Hybrid Intelligence:** The system should use Hybrid Intelligence to merge rule-based automation with AI services, including Azure Document Intelligence and UiPath AI Center for managing predictable and dynamic document scenarios.
- **Monitoring & Analytics:** The system should include dashboards and alert mechanisms for monitoring extraction accuracy and process throughput, and exception trend monitoring.

The successful scaling of document automation depends on technical tooling alongside governance and continuous model and rule optimization, and monitoring practices.

The document processing features of UiPath support powerful automation through its support of Word, PowerPoint, and PDF document formats. Enterprises need to implement specific best practices to achieve scalable potential by handling data variability and validating processes while adding intelligent capabilities for adaptability. These principles form the basis for developing enterprise-

grade document automation solutions that are robust.

7.4. Operational and Technical Limitations

- **OCR Accuracy on Low-Quality Documents:** The document processing system of UiPath depends on Optical Character Recognition (OCR) engines to convert scanned PDFs and image-based content into a digital format. The accuracy of OCR technology decreases substantially when dealing with poorly scanned or low-resolution documents that are also skewed. The extraction of data becomes incorrect when the documents contain handwritten text or non-standard fonts, or multiple languages [9].
- **Model Retraining and Adaptability:** The document understanding workflows in UiPath implement machine learning models for classification and data extraction, and intent recognition purposes. The models need periodic retraining to adapt to changes in document layouts and business logic, and domain-specific terminology. The retraining process needs labeled datasets together with domain expertise and continuous monitoring, which may not be achievable in all deployment settings.
- **Licensing and Infrastructure Costs:** The advanced automation features of UiPath, such as Document Understanding and AI Center, and unattended bots need their own licenses, together with infrastructure support. The total expenses for licensing, together with cloud or on-premise deployment, and add-ons, become expensive, which might prevent small organizations with limited budgets from adopting the system.
- **Template Sensitivity and Document Variability:** The document processing capabilities of UiPath include semi-structured and unstructured documents, but workflows remain vulnerable to changes in document layout and format. The automation accuracy decreases when template designs vary significantly between different vendors unless developers implement specific measures during development and training [8].
- **Dependency on External Integrations:** The automation of Word, PowerPoint, and PDF formats requires integration with third-party libraries and Microsoft Office APIs, and Adobe Acrobat services for seamless processing. The dependencies create execution problems through delayed processing and system failure points, and version compatibility issues.
- **Security and Compliance Considerations:** The processing of sensitive documents through cloud-based OCR and ML services creates data privacy and compliance risks. The automation lifecycle becomes more complex when implementing regulatory compliance (e.g., GDPR, HIPAA) because it requires strong encryption along with access controls and audit logging systems [9].

8. Conclusions

8.1. Summary of Key Insights

The research investigates how document processing functions within UiPath RPA

workflows by analyzing Word and PowerPoint, and PDF documents for complete invoice automation purposes. The research started by demonstrating why document-centric automation remains vital for enterprise operations through the example of invoice processing.

Key takeaways include:

- **Native capabilities of UiPath** enable efficient data extraction from Word and PowerPoint documents through string manipulation and regex-based operations.
- **Automation of PDF documents** requires different techniques, which range from basic text extraction to sophisticated OCR and AI-based solutions, including UiPath Document Understanding and Azure Document Intelligence.
- **Unified RPA pipeline** combines multiple data formats into a single stream before applying business rules for validation and downstream integration.
- The quality and compliance of automation depend on robust error handling mechanisms combined with confidence-based validation and human-in-the-loop systems.

These techniques allow organizations to create scalable intelligent automation systems that reduce manual work while improving operational efficiency.

8.2. Future Scope: AI-Enhanced Document Classification and NLP in RPA

The future development of RPA depends on **AI-based document processing** together with **Natural Language Processing (NLP)** technology because enterprise content continues to expand in complexity and volume [8] [9].

- **Document classification** using AI models will enable bots to automatically identify document types (e.g., invoice, receipt, purchase order) without relying solely on file names or templates.
- **NLP techniques** can be used to interpret unstructured narrative content, such as clauses in contracts or annotations in presentation slides, improving the extraction of contextual and semantic information [9].
- **Self-learning pipelines** using UiPath AI Center or Azure Form Recognizer Studio will allow for adaptive automation that evolves with changing document formats and business rules.

The advancements will extend RPA capabilities from rule-based automation to cognitive automation, which will enable its use in additional applications.

8.3. Recommendations for Enterprise Adoption

Enterprises that want to implement or expand document automation using UiPath should follow these recommendations.

- 1) The first step should be to begin with **high-impact and high-volume processes**, including invoice processing, because their return on investment can be precisely measured.
- 2) The implementation of **intelligent document processing (IDP)** tools, which

unite OCR with ML and validation workflows, enables organizations to process both structured and unstructured document formats.

3) The **design of modular reusable components** for document ingestion, extraction, and validation will enhance maintainability and scalability.

4) A **governance framework** should be established to handle exceptions and to perform model retraining and compliance auditing.

5) The deployment of **AI and NLP extensions** should start with small pilots to prove their value before moving to full-scale implementation [8].

Organizations can establish resilient automation ecosystems through these guidelines, which deliver efficiency and intelligence, and adaptability to business needs that evolve.

Conflicts of Interest

The author declares no conflicts of interest regarding the publication of this paper.

References

- [1] Dhingra, A., Singh, P. and Jain, M. (2018) Improving Business Processes Using Robotic Process Automation. *International Journal of Computer Applications*, **182**, 20-25.
- [2] Patil, S. and Rao, M. (2021) Intelligent Automation Using RPA and AI: A Case Study on Document Processing. *Proceedings of the 2021 IEEE International Conference on Intelligent Systems and Applications (INTELLI)*, Nice, 18-22 July 2021, 87-91.
- [3] UiPath Documentation, "Word Activities".
<https://docs.uipath.com/activities/docs/word-activities>
- [4] UiPath Documentation, "PowerPoint Activities".
<https://docs.uipath.com/activities/docs/powerpoint-automation>
- [5] UiPath Documentation, "PDF Activities".
<https://docs.uipath.com/activities/docs/pdf>
- [6] UiPath, "Document Understanding Overview".
<https://docs.uipath.com/document-understanding/>
- [7] Microsoft Azure, "Azure AI Document Intelligence".
<https://learn.microsoft.com/en-us/azure/ai-services/document-intelligence/>
- [8] Allen, J.F. (2022) Natural Language Understanding for Intelligent Document Processing. *Communications of the ACM*, **65**, 56-64.
- [9] Ali, M.S. and Bendiab, A. (2022) The Role of NLP in Intelligent Automation: Bridging the Gap in Document Understanding. *2022 International Conference on Artificial Intelligence and Data Science (AiDAS)*, Dubai, 26-27 October 2022, 141-147.